



Location: CMA5b - Pedestrian Plaza

Report on 24-hour TSP monitoring for EP-376/2009

Action Level - 209.9 µg/m³

Limit Level - 260 µg/m³

Date	Sampling Time	Weather Condition	Filter paper no.	Filter Weight, g		Elapse Time, hr		Sampling Time, hr	Flow Rate, m ³ /min			Total Volume, m ³	TSP Level, µg/m ³
				Initial	Final	Initial	Final		Initial, Q _{si}	Final, Q _{sf}	Average		
28-Jul-18	08:00	Fine	26540	2.6619	2.7104	10606.44	10630.44	24.00	1.07	1.07	1.07	1544	31.4
03-Aug-18	08:00	Cloudy	26610	2.6689	2.7240	10633.44	10657.44	24.00	1.07	1.07	1.07	1542	35.7
09-Aug-18	08:00	Cloudy	26716	2.6861	2.7598	10660.44	10684.44	24.00	1.07	1.07	1.07	1544	47.7
15-Aug-18	08:00	Cloudy	26747	2.6836	2.7362	10687.44	10711.44	24.00	1.07	1.07	1.07	1543	34.1
21-Aug-18	08:00	Rainy	27071	2.6963	2.8003	10714.44	10738.44	24.00	1.07	1.07	1.07	1542	67.4

Report on 1-hour TSP monitoring for EP-376/2009

Action Level - 339.7 µg/m³

Limit Level - 500 µg/m³

Date	Sampling Time	Weather Condition	Filter paper no.	Filter Weight, g		Elapse Time, hr		Sampling Time, hr	Flow Rate, m ³ /min			Total Volume, m ³	TSP Level, µg/m ³
				Initial	Final	Initial	Final		Initial, Q _{si}	Final, Q _{sf}	Average		
30-Jul-18	08:20	Fine	26694	2.6651	2.6676	10630.44	10631.44	1.00	1.07	1.07	1.07	64	38.9
30-Jul-18	09:30	Fine	26700	2.6784	2.6818	10631.44	10632.44	1.00	1.07	1.07	1.07	64	52.9
30-Jul-18	13:00	Fine	26620	2.6579	2.6635	10632.44	10633.44	1.00	1.07	1.07	1.07	64	87.1
04-Aug-18	08:04	Cloudy	26708	2.6726	2.6748	10657.44	10658.44	1.00	1.07	1.07	1.07	64	34.2
04-Aug-18	09:43	Cloudy	26834	2.6479	2.6504	10658.44	10659.44	1.00	1.07	1.07	1.07	64	38.9
04-Aug-18	13:00	Cloudy	26825	2.6626	2.6650	10659.44	10660.44	1.00	1.07	1.07	1.07	64	37.3
10-Aug-18	08:04	Rainy	26934	2.6619	2.6630	10684.44	10685.44	1.00	1.07	1.07	1.07	64	17.1
10-Aug-18	09:45	Rainy	26931	2.6666	2.6691	10685.44	10686.44	1.00	1.07	1.07	1.07	64	38.8
10-Aug-18	10:50	Rainy	26924	2.6785	2.6877	10686.44	10687.44	1.00	1.07	1.07	1.07	64	142.7
16-Aug-18	08:05	Cloudy	27076	2.6681	2.6888	10711.44	10712.44	1.00	1.07	1.07	1.07	64	321.9
16-Aug-18	09:10	Cloudy	26682	2.6668	2.6680	10712.44	10713.44	1.00	1.07	1.07	1.07	64	18.7
16-Aug-18	10:10	Cloudy	27074	2.6988	2.7010	10713.44	10714.44	1.00	1.07	1.07	1.07	64	34.2
22-Aug-18	08:30	Rainy	26859	2.6581	2.6636	10738.44	10739.44	1.00	1.07	1.07	1.07	64	85.7
22-Aug-18	09:33	Rainy	27016	2.6839	2.6880	10739.44	10740.44	1.00	1.07	1.07	1.07	64	63.9
22-Aug-18	10:35	Rainy	27019	2.6879	2.6933	10740.44	10741.44	1.00	1.07	1.07	1.07	64	84.1



Location: CMA6a - WDII PRE Office

Report on 24-hour TSP monitoring for EP-376/2009

Action Level - 207.1 µg/m³

Limit Level - 260 µg/m³

Date	Sampling Time	Weather Condition	Filter paper no.	Filter Weight, g		Elapse Time, hr		Sampling Time, hr	Flow Rate, m ³ /min			Total Volume, m ³	TSP Level, µg/m ³
				Initial	Final	Initial	Final		Initial, Q _{si}	Final, Q _{sf}	Average		
28-Jul-18	08:00	Fine	26636	2.6732	2.7023	4309.44	4333.44	24.00	1.10	1.10	1.10	1589	18.3
03-Aug-18	08:00	Cloudy	26612	2.6839	2.7363	4336.44	4360.44	24.00	1.10	1.10	1.10	1587	33.0
09-Aug-18	08:00	Cloudy	26718	2.6856	2.7157	4363.44	4387.44	24.00	1.05	1.05	1.05	1509	19.9
15-Aug-18	08:00	Cloudy	26898	2.6829	2.7208	4390.44	4414.44	24.00	1.16	1.16	1.16	1669	22.7
21-Aug-18	08:00	Rainy	26872	2.6861	2.7683	4417.44	4441.44	24.00	1.05	1.05	1.05	1507	54.5

Report on 1-hour TSP monitoring for EP-376/2009

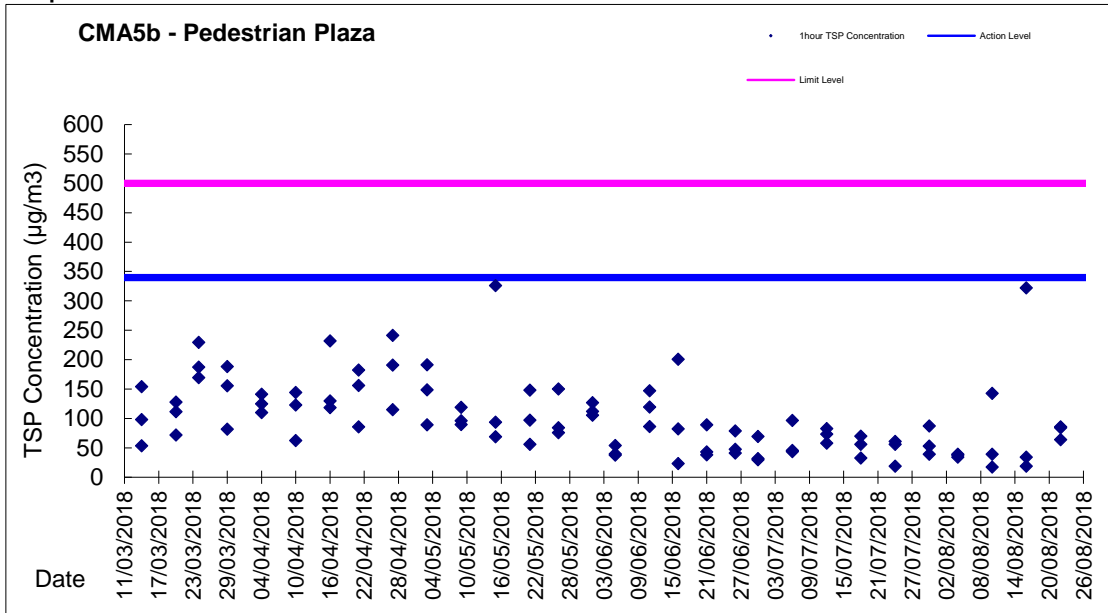
Action Level - 333 µg/m³

Limit Level - 500 µg/m³

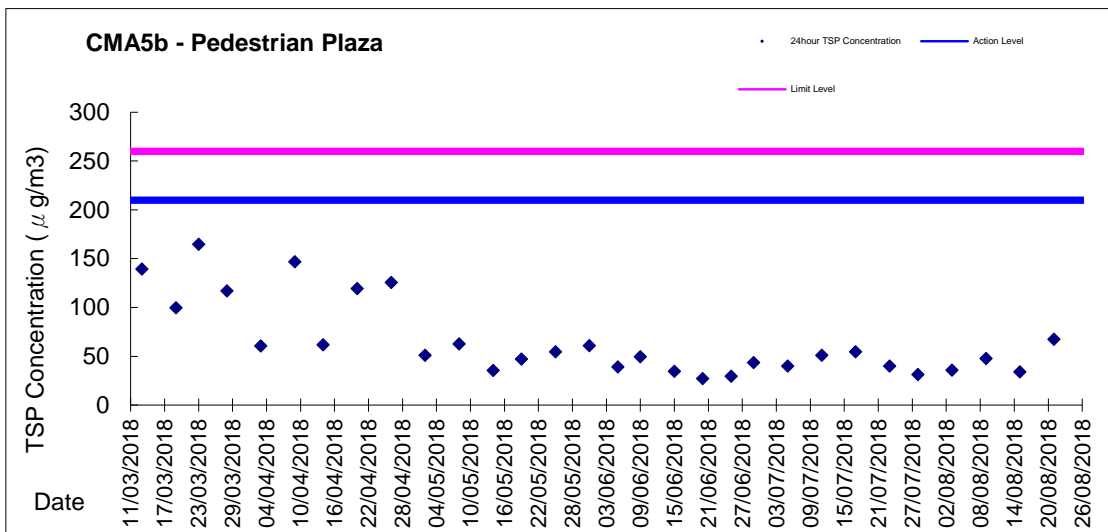
Date	Sampling Time	Weather Condition	Filter paper no.	Filter Weight, g		Elapse Time, hr		Sampling Time, hr	Flow Rate, m ³ /min			Total Volume, m ³	TSP Level, µg/m ³
				Initial	Final	Initial	Final		Initial, Q _{si}	Final, Q _{sf}	Average		
30-Jul-18	08:02	Fine	26695	2.6616	2.6641	4333.44	4334.44	1.00	1.10	1.10	1.10	66	37.8
30-Jul-18	09:10	Fine	26702	2.6775	2.6805	4334.44	4335.44	1.00	1.10	1.10	1.10	66	45.3
30-Jul-18	10:20	Fine	26618	2.6654	2.6700	4335.44	4336.44	1.00	1.10	1.10	1.10	66	69.5
04-Aug-18	08:05	Cloudy	26841	2.6544	2.6554	4360.44	4361.44	1.00	1.05	1.05	1.05	63	15.9
04-Aug-18	09:50	Cloudy	26710	2.6761	2.6796	4361.44	4362.44	1.00	1.05	1.05	1.05	63	55.7
04-Aug-18	13:00	Cloudy	26711	2.6782	2.6809	4362.44	4363.44	1.00	1.05	1.05	1.05	63	43.0
10-Aug-18	08:05	Rainy	26735	2.6626	2.6654	4387.44	4388.44	1.00	1.11	1.11	1.11	66	42.2
10-Aug-18	10:05	Rainy	26930	2.6820	2.6831	4388.44	4389.44	1.00	1.05	1.05	1.05	63	17.5
10-Aug-18	13:00	Rainy	26922	2.6757	2.6797	4389.44	4390.44	1.00	1.11	1.11	1.11	66	60.3
16-Aug-18	08:05	Cloudy	26887	2.6737	2.6748	4414.44	4415.44	1.00	1.10	1.10	1.10	66	16.6
16-Aug-18	09:30	Cloudy	26883	2.6663	2.6673	4415.44	4416.44	1.00	1.10	1.10	1.10	66	15.1
16-Aug-18	10:32	Cloudy	26876	2.6811	2.6836	4416.44	4417.44	1.00	1.10	1.10	1.10	66	37.8
22-Aug-18	08:40	Rainy	26914	2.6666	2.6723	4441.44	4442.44	1.00	1.05	1.05	1.05	63	90.8
22-Aug-18	09:43	Rainy	27018	2.6689	2.6726	4442.44	4443.44	1.00	1.10	1.10	1.10	66	56.0
22-Aug-18	10:46	Rainy	27021	2.6898	2.6970	4443.44	4444.44	1.00	1.05	1.05	1.05	63	114.7



Graphic Presentation of 1 hour TSP Result for EP-376/2009

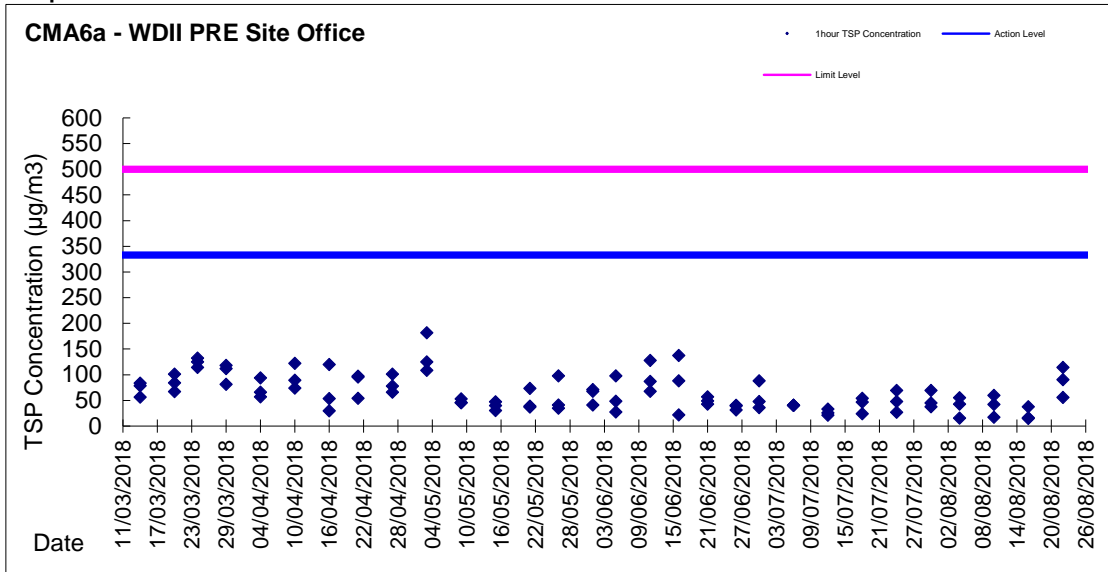


Graphic Presentation of 24 hour TSP Result for EP-376/2009





Graphic Presentation of 1 hour TSP Result for EP-376/2009



Graphic Presentation of 24 hour TSP Result for EP-376/2009

